


Biology AS Level

Summer HW & FAQs



Name:



FAQs

How much work should I do over the summer?

You should complete the homework task ready to hand in on the first lesson in September. Apart from this homework you may want to read ahead to see the topics which AS level Biology covers.

Is there any suggested reading over the summer?

It is not compulsory to do any extra reading over the summer but to start the year confidently you may wish to spend some time reading up the topics.

Anyone who wants to get ahead/start the year feeling secure should purchase and read CGP's book 'Head Start to A-Level Biology'. This book is available from high street- retailers and aims to help bridge the gap between GCSE and A-Level and is a highly recommended read.

How can I be as prepared as possible for starting in September?



As suggested above, buy and read the 'Head Start to Biology' book already mentioned. This will also help you complete the summer homework you have been set. Using this book you should complete the homework early, give yourself a few week's break, then re-read the information just before you start in September.

I would recommend that you buy a level arch folder and dividers in advance (or whatever stationary you want – but ring bound books can make life difficult if you get sheets, printed homework etc.).

Lastly, you should print off the specification (so you can refer to it throughout the year) and the course overview. This will help you familiarise yourself with the topics and also clarify how the assessments will work, including the weighting of the mathematical components.

Are there any course textbooks I should buy?

Pupils will be given access to Kerboodle when they start the course in September. This is an online textbook with various online resources. If you wish to have a hard copy of the book then the recommended book is AQA Biology 2nd Edition by Toole and Toole published by Oxford. This comes in two forms, you can either buy the version for the full A level or the book for just year one (AS). The recommended revision guide comes from CGP, see pictures below.



Summer Task

Main task

To help you prepare for the upcoming academic year, you should use the following link to go to a website called SENECA <https://app.senecalearning.com/classroom/course/76917ca0-ac10-43c9-8742-e49b861417b2> if the link doesn't work you can go to Seneca (without setting up an account) and type in Biology AQA A level preparation. This will bring up two short courses entitled 'GCSE refresher' and 'A level taster', they both focus on topics that have been covered at GCSE but get covered in more detail at A level.

Please work your way through the revision aspects there, and when you have finished both courses take a picture or screen shot of the home page (this should show how much time you spent learning and how many questions you have answered) and from the left hand side a picture or screen shot of how many wrong answers you had per topic.

These screen shots will then be uploaded to Teams in the first week back at school in September and checked by your new teacher. If you haven't used Teams before your new teacher will show you how to do this.

Additional tasks

- These won't be assessed but may help you feel more prepared for your start in September.

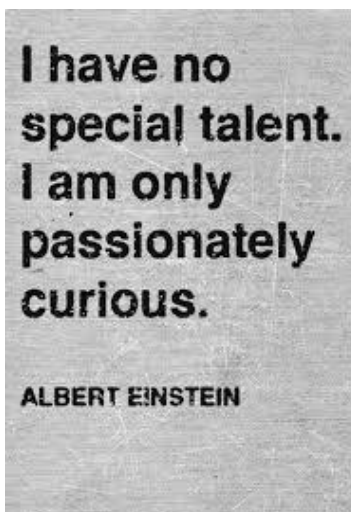
1. *Have a look through the Bridging the gap GCSE to A level Biology book and complete the exercises. It will help you revisit some of the concepts from GCSE on which A-level Biology will build.*

New Head Start to A-level Biology ISBN: 978 1 78294 279 5

https://www.cgpbooks.co.uk/book_BBR71

2. *Visit the AQA site below and download a copy of the specification for A level biology. Print it off and put it at the front of your Biology folder. Take a look through it so you have an idea about the main areas of the AS and A2 content*

<http://www.aqa.org.uk/subjects/science/as-and-a-level/biology-7401-7402>



Hints and tips from past pupils

- ❖ If you did Triple Science at GCSE- do not throw away your notes, there is a lot of overlap (Amelia)
- ❖ Do a lot of past papers and use time wisely (Austeja and Ana)
- ❖ Read ahead- you don't have to fully understand it but having a basic idea before the lesson really helps (Elisa)
- ❖ After each lesson re-read through your notes and the textbook to recap (Charlie)
- ❖ Every week do some practice exam questions of things you learned that week (Caitlyn)
- ❖ Prepare revision resources immediately after completing a topic ready to use later (Robert) and start doing this from the very first lesson (Toby)
- ❖ Learn to love practice questions- they will be your late night or lonely night friend (Sam)
- ❖ You need to work hard ALL the time to keep on top of the workload (Rosie)
- ❖ Listen to what the teacher is saying rather than copying the PowerPoint as you will be sent the PowerPoint (Sophie)
- ❖ Utilize your study periods- don't just talk to friends- revise! (Bianka)
- ❖ Leave enough time to do work and don't let it build up (Thea)
- ❖ You must constantly re-revise topics across the year otherwise you will forget the early stuff as there is loads of content (Alex)
- ❖ Keep track of the PowerPoints- make a computer file of emails to revise from (Jake)
- ❖ Make flash cards of the simple key points and key words so you don't lose easy marks in an exam! (Ana)
- ❖ Mark schemes need to become your best friend! They help with using the correct words in an exam (Paige)
- ❖ The workload sounds a lot – but it IS doable! (Caragh)